


### One more, one less

For this game you need a dice, a coin and some building blocks or Lego bricks.



- ◆ Take turns to roll the dice.
- ◆ Build a tower with that number of blocks or bricks.
- ◆ Then toss the coin. Heads means take one brick off. Tails means add one on.
- ◆ If you can guess how many bricks there will be after this, you keep them!
- ◆ The first to collect 20 bricks or more wins!

### Counting

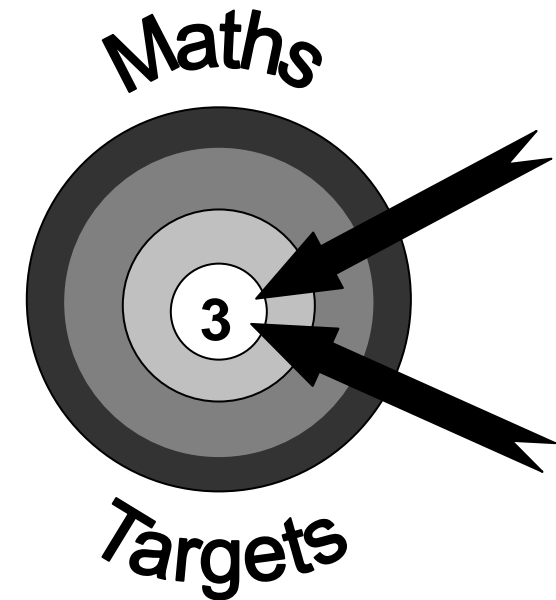
Practise counting. Start at 5, and count on from there to 11.  
Start at 9, count back from there to zero.  
Choose a different starting number each time.

### Cupboard maths

Ask your child to help you sort a food cupboard out, putting **heavier** items on the lower shelf and **lighter** items on an upper shelf.



# Targets for pupils in Reception



**A booklet for parents**

Help your child with mathematics

## Targets – Reception 3

By the end of this year, most children should be able to...

- Say one, two, three, four... to twenty.
- Count up to 10 objects.
- Recognise the written numbers 1, 2, 3, 4... to 9.
- Use words such as *more, less, greater, smaller, heavier, lighter* to compare things.
- Find 1 more or 1 less than any number from 1 to 10.
- Add two small groups of objects (total 10 or less).
- Count how many are left when some objects are taken away.
- Make simple patterns and talk about them.
- Name shapes such as a *circle, square, triangle, rectangle, cube, cone* and *sphere*.
- Use words such as *over, under, above, below, on, in, next to, beside* to describe where things are.

\_\_\_\_\_ is working on the targets that are ticked.

### About the targets

These targets show some of the things your child should be able to do by the end of the Reception year.

Some targets are harder than they seem, e.g. children who can count up to 20 may still have trouble saying which number comes after 15. They may have to start at 1 and count from there. And counting things you can't see can be quite difficult!

### Fun activities to do at home


#### Collections

You need something to collect, e.g. sticky shapes, dried beans.

- ◆ In turn, one player claps 1, 2, 3, or 4 times while the other player closes his eyes and listens.
- ◆ How many claps did you hear? Take that number of shapes.
- ◆ The first to make a pattern with 12 sticky shapes wins.

#### Spot the difference

Draw a row of six big coloured spots.



- ◆ In turn, one player closes his or her eyes.
- ◆ The other player hides some of the spots with a sheet of paper.
- ◆ The first player looks and says how many spots are hidden.
- ◆ Try with other numbers of spots, e.g. five or seven.