


Little Gaddesden Family Phonics



What is phonics and
how can I help my
child at home?




Phonics is all about using ...

skills for
reading and
spelling

+

knowledge
of the
alphabet


Learning phonics will help your child
to become a good reader and writer.




Every child in EYFS(Class 1) and KS1 (Class 2) has a daily phonics session at their level.

In KS2 children continue to learn phonics.

Phonics gradually progresses to learning spellings - rules etc.



Daily Phonics




Every day the children have a session of phonics with:

- a fast paced approach
- lessons which encompass a range of games, songs and rhymes

We use Jolly phonics at the start of EYFS along with the Sounds-Write programme to support the teaching of phonics. This is a recommended scheme compatible with the Government's own 'Letters and Sounds' document.



Phonic terms your child will learn at school



- Phoneme
- Grapheme
- Blending
- Segmenting
- Digraph
- Phoneme frame
- Sound button
- Tricky words
- CVC



Glossary:

- **Phonemes:** The smallest units of sound that are found within a word
- **Grapheme:** The spelling of the sound e.g. Th
- **Diagraph:** Two letters that make one sound when read
- **CVC:** Stands for consonant, vowel, consonant.
- **Segmenting:** Breaking up a word into its sounds.
- **Blending :** Putting the sounds together to read a word
- **Tricky words:** Words that cannot easily be decoded.



Phonics Words

Your children will learn to use the term:

Blending

- Children need to be able to **hear** the separate sounds in a word and then blend them together to **say** the whole word .



Blending

/b/ /e/ /d/ = bed

/t/ /i/ /n/ = tin

/m/ /u/ /g/ = mug



Phonics Words

Your children will learn to use the term:

Segmenting

- Children need to be able to **hear** a whole word and **say** every sound that they **hear** .



Segmenting

bed = /b/ /e/ /d/

tin = /t/ /i/ /n/

mug = /m/ /u/ /g/



Phonics Words

Your children will learn to use the term:

phoneme

Phonemes are sounds that can be heard in words

e.g. c-a-t



Phonics words

Phoneme frame and sound buttons

c	a	t
---	---	---

• • •



f	i	sh
---	---	----

• • —



Phonics Words

Your children will learn to use
the term:

grapheme

This is how a
phoneme is written
down



Phonics Words

Your children will learn to use the term:

digraph

This means that the
phoneme comprises of
two letters

e.g. ll, ff, ck, ss



Tricky Words



There are many words that **cannot** be blended or segmented because they are irregular.

the

was

said


you

some



How can I help at home?

- Nursery rhymes, songs, action rhymes.
- Add sound effects to stories.
- Music and movement: rhythm, guess the instrument.
- Talking about sounds: listening walks, loud/soft, high/low, silly noises.
- Speaking & listening: silly sentences "Happy Harry hops", mimics, animal sounds.



Getting ready for phonics


1. Tuning into sounds
2. Listening and remembering sounds
3. Talking about sounds

Music and movement

Rhythm and rhyme

Sound effects


Speaking and listening skills



Saying the sounds

- Sounds should be articulated clearly and precisely.

<http://www.teachfind.com/national-strategies/letter-and-sounds-%E2%80%93-articulation-phonemes-vowels-and-consonants>



How can I help at home?



Oral blending: the robot game

Children need to practise hearing a series of spoken sounds and merging them together to make a word.

For example, you say 'b-u-s', and your child says 'bus'.

"What's in the box?" is a great game for practising this skill.



Learning phonemes to read and write simple words



- Children will learn their first 36 phonemes in Reception:

s a t p i n m d g o c k e u z r h f b v
l y w j q x

moving onto 2 letters but just 1 sound ck (as in duck) sh ch th oo (as in moon and also book) ff (as in puff) ll ss zz ee or oa ar ur ow oi er


- They will use these phonemes to read and spell simple "consonant-vowel-consonant" (CVC) words:

sat, tap, dig, duck, rug, puff, hill, hiss

All these words contain 3 phonemes.



- Leading onto VCC, CVCC, CCVC and CCVCC words like imp, lips, frog and crept
- Next we learn 3 letters 1 sound
igh ear ure air
- They will then consolidate these phonemes as they learn to blend, segment, read and write.



Class 2 (KS1)

Children move on to learn further units of sounds

eg: ay ai ou ie ee oy ur ue aw wh
ph ew oe au ey a_e e_e i_e o_e
u_e oul

They will use these phonemes to read and spell words:

pain, cake, tray, steak, baby



Is there anything I can
do at home?



y	e	s
---	---	---



How can I help at home?



- When spelling, encourage your child to think about what "looks right".
- Encourage your child to say each sound as they practise their spellings.
- Phonic work in the 'Words and Sounds' book for every child in Reception
- Read EVERY day with your child



Don't forget...

Learning to read
should be fun for
both children and
parents.

